


SPECIAL
SECTION
BUILDING
AT THE
BEACH



Mod Squad

A design-loving couple settles down
in a streamlined modernist gem
in Westport, Massachusetts



The walls are painted Benjamin Moore's Simply White. The chandelier is from Global Lighting.




The landscape architecture is by Reed Hilderbrand.

1 Honor your view. Guidelli and Schlesinger had some very concrete ideas when it came to plans for the home's interior, but they entrusted the development of the exterior to architect Will Ruhl, who meticulously shaped the elevations and arranged the fenestration. "I wanted to make sure you could see the river from every room in the house," says Ruhl.

2 Keep it simple. Interior designer Diane Cramphin outfitted the home with sleek, minimalist furnishings to complement the streamlined architecture. The screened-in porch off the dining room (below) is perfect for the owners, who love outdoor entertaining. Mahogany floors and Spanish cedar walls add warmth. ➔

the conventional wisdom is that when you want something done right, you do it yourself. That's why, after many years of constructing homes with his Boston-based company, Gilman Guidelli & Bellow, Rick Guidelli took on his most challenging project yet: erecting the modern masterpiece in Westport, Massachusetts, that he now shares with his wife, Susan Schlesinger. "Contemporary homes are particularly tough to build," Guidelli explains. "With the simplicity of their design, there's no molding, nowhere to hide or cover up mistakes. Everything has to be precise." So when he assembled his team—architect Will Ruhl, interior designer Diane Cramphin, and landscape architect Doug Reed—he chose comrades whose painstaking attention to detail rivaled his own. "It was a great collaboration," Ruhl says. "Rick would make these enormous meals, and we'd sit on the deck overlooking the river, chatting about the plans. As a result, the house truly suits them." Here's how to ensure your personality is reflected in your home design.



The sofa is from Kingsley-Bate, and the rug is from Dash & Albert.

3 Get flexible with finishes. Cramphin opted for bleached walnut for the fire-place surround—a choice that had Guidelli feeling a little wary at first. “I wasn’t sure I would like it,” he says with a laugh. “Now, though, I love how it brings color to the space and the way it pops subtly against the pickled solid ash floors.”


4 Repeat your favorite materials. The kitchen cabinets were fabricated from the same bleached walnut used on the fireplace surround, which was important for creating a cohesive look in the open living plan. “I cook a lot, and I really enjoy being in this kitchen,” Guidelli says. “I can socialize with guests and look out at the water at the same time.”



The mantel is black slate from Plymouth Quarries. The flooring is by Holt & Bugbee.



The countertops are Caesarstone. The cabinets are by Olive Square Kitchens.



The siding is from Anderson & McQuaid Co. The windows are from Arcadia.

5 Defy the elements. “Contemporary living used to be harder here because of the climate,” says Guidelli. “It’s more difficult to control temperature in a house that’s built with a lot of glass, but luckily, that’s no longer an issue.” Thanks to new window technologies, which minimize the transference of temperatures between indoors and out, the home is able to expend less energy for heating and cooling. ➔

Important JUVÉDERM® Treatment Considerations

A Brief Description of Indications for Use, Contraindications, Warnings, Precautions, and Adverse Events for JUVÉDERM® Injectable Gel

Indication: In the United States, JUVÉDERM® injectable gel (including JUVÉDERM® Ultra, JUVÉDERM® Ultra Plus, JUVÉDERM® Ultra XC and JUVÉDERM® Ultra Plus XC) is indicated for correction of moderate to severe facial wrinkles and folds (such as nasolabial folds).

Contraindications: JUVÉDERM® injectable gel should not be used in patients who have severe allergies marked by a history of anaphylaxis or history or presence of multiple severe allergies. JUVÉDERM® should not be used in patients with a history of allergies to Gram-positive bacterial proteins. JUVÉDERM® Ultra XC and JUVÉDERM® Ultra Plus XC should not be used in patients with a history of allergies to lidocaine.

Warnings: JUVÉDERM® injectable gel should not be injected into blood vessels. If there is an active inflammatory process or infection at specific injection sites, treatment should be deferred until the underlying process is controlled.

Precautions: The safety of JUVÉDERM® for use during pregnancy, in breastfeeding females, or in patients under 18 years has not been established. The safety and effectiveness of JUVÉDERM® injectable gel for the treatment of areas other than facial wrinkles and folds (such as lips) have not been established in controlled clinical studies. Patients who are using substances that can prolong bleeding, such as aspirin or ibuprofen, as with any injection, may experience increased bruising or bleeding at injection site. Patients should inform their physician before treatment if they are using these types of substances. As with all skin-injection procedures, there is a risk of infection. JUVÉDERM® should be used with caution in patients on immunosuppressive therapy, or therapy used to decrease the body's immune response, as there may be an increased risk of infection. The safety of JUVÉDERM® in patients with a history of excessive scarring (e.g., hypertrophic scarring and keloid formations) and pigmentation disorders has not been studied. If laser treatment, chemical peel, or any other procedure based on active dermal response is considered after treatment with JUVÉDERM® injectable gel, or if JUVÉDERM® is administered before the skin has healed completely after such a procedure, there is a possible risk of an inflammatory reaction at the treatment site.

Adverse events: The most commonly reported side effects are temporary injection-site redness, swelling, pain/tenderness, firmness, lumps/bumps, and bruising. Most side effects are mild or moderate in nature, and their duration is short lasting (7 days or less).

Important: For full safety information, please visit www.juvederm.com or call Allergan Product Support at 1-877-345-5372.

CAUTION: Rx only.

COASTAL HAVENS



6 Design for life. The homeowners are entertainers by nature, so their primary concern was having a living space that was flexible enough to comfortably host their friends. Guidelli installed a 14-foot-long pocketing glass door between the dining area and screened-in porch that is easily opened to make room for guests during larger gatherings. 📱 For more information, see Sources, page 121.



GO MOD IN YOUR OWN HOME!

Download the free Digimarc Discover app and scan the bedroom photo above with your smartphone to shop this home's look, or visit wayfair.com/aprilhousetour

BUILDING BLOCKS

GUIDELLI AND RUHL SHARE THEIR TOP PRODUCT PICKS FOR BUILDING AT THE BEACH

ANODIZED ALUMINUM DOORS: The anodized finish on the home's sliding glass doors reinforces their aluminum construction and provides protection from rust and corrosion caused by water; arcadiainc.com.

SPANISH CEDAR SHINGLES: Spanish cedar is known for its superior performance in rough weather conditions like heavy rain and snow. It also has great dimensional stability, which means it doesn't warp, shrink, or expand in extreme temperatures; andersonmcquaid.com.

EPDM RUBBER: Specially formulated to withstand damage caused by heat, the ozone, and harsh weather conditions, this material is celebrated for its longevity, especially when it's used in the construction of roofs, as it was here; Evermore Construction (617/721-6648).

BLEACHING OIL: Guidelli used bleaching oil on the home's facade to achieve an interesting driftwood hue. When applied to unfinished wood, the stain speeds up the natural weathering process to produce an aged finish in just a few months' time, which both looks great and makes the wear and tear caused by life on the water much less noticeable; cabotstain.com.